

Welcome to Otterbourne Church of England Primary School

Starting Reception



WITH GOD'S LOVE ALL
ARE ENCOURAGED TO
THRIVE



Our Leadership Team



Mr Geraghty

Headteacher



Clare Holland

Deputy Headteacher



Caren Reid

DSL and Child Welfare Lead



Kay Davenport

Business Manager



Miss Whitbread

SENDCo and Class Teacher (on maternity leave)



Miss Pascall

SENDCo (maternity cover)



Our Governors



Our Office Team

The Office Team



Kay Davenport

Business Manager



Carla Squibb

Senior Admin Assistant





Miss Smith
Class Teacher

Our Year R Otter Class Team



Mrs Bertacchini
Trainee Teacher



Mrs Hunter-Jobbins

LSA



Mrs Harris

LSA



School Uniform

Branded items are available. These give children a sense of belonging which is something to be proud of.

Plain items are available from various outlets.

House colours for PE t-shirt please.

PLEASE LABEL EVERYTHING



School Uniform

Please welcome our Year 6 and
Year R children modelling
current school fashion!



The school vision



*Otterbourne Church of England
Primary School*

Through our core Christian values of Trust, Respect and Determination, we provide all children with the space to flourish, find inspiration, know themselves and understand their place in the world.



**Trust, Respect, Determination, Sustainability, Change, Diversity, Equality,
Aspiration, Wellbeing, Pride**

What we offer our children - aspirations for all.

As well as supporting the children to find in themselves something to aspire to, so that they can recognise the value of hard work and commitment, we have whole-school aspirations that we endeavour to provide for our children:

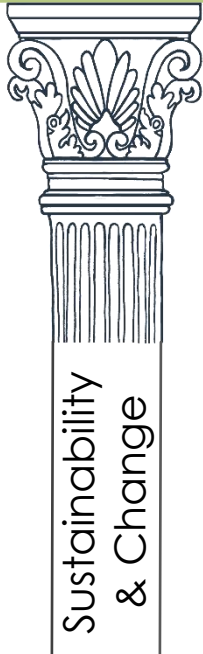
- Opportunities to speak publicly in order to develop confidence
- Opportunities to demonstrate their skills and talents
- Opportunities to hold a position of responsibility
- Opportunities to represent the school, in sports, curriculum events, music and drama
- The chance to show entrepreneurial spirit, leadership and creativity
- The rich experience of outdoor learning that empowers them to begin to make the choice between 'green' and 'screen'
- An understanding of the importance of community
- A respect for important places, especially St. Matthews' Church

The Curriculum



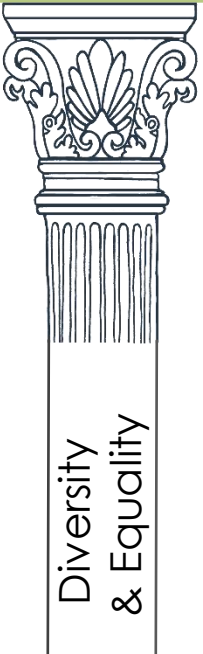
SCHOOL CURRICULUM

NATIONAL CURRICULUM



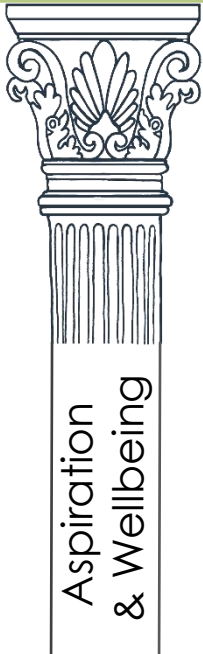
Sustainability
& Change

TRUST



Diversity
& Equality

RESPECT



Aspiration
& Wellbeing

DETERMINATION

THE FOUNDATIONS - OUR VISION AND VALUES

The Pillars of our Curriculum

Our Early Years Curriculum

EYFS VISION

With love, nurture and challenge we will support our early years children to be the best version of themselves. We will encourage them to follow their interests, take risks, show determination and make good choices as respectful citizens of our school, local community and the wider world.

Our aspirations are based on the needs of our cohort of children. They link to our school values and learning pillars, Characteristics of Effective Learning and the pedagogy of child development.

Aspiration 1: TRUST Sustainability and Change

We will foster a love and care for nature through outdoor education and an environment rich in bugs, birds, plants and growing. We will learn to recognise and begin to take small steps to take care of our planet.

We will plant, grow and look after our garden, and talk about the visiting wildlife, and changes observed over time.

Aspiration 2: RESPECT - Diversity and Equality

We will respect and compare ideas about different faiths and festivals, understanding similarities and differences. We will identify that "light" is a common link between faiths and learn to value what is important to different groups of people.

We will understand what makes a celebration special and will work collaboratively to explore, create and take part in a celebration.

Aspiration 3: DETERMINATION Aspiration and Wellbeing

We will learn to recognise and explore different emotions and learn how to support each other in the classroom (**collaboration**)

We will build our resilience by having a go at new things and not giving up when they become tricky (**perseverance**).

We will develop a sense of pride and can talk about what we've done well and new things we have achieved (**pride**).



Our Early Years Curriculum

Areas of Learning and Development			
Prime Areas			
Personal, Social and Emotional Development	Physical Development	Communication and Language	
Making Relationships Self Confidence and Self Awareness Managing Feelings and Behaviour	Moving and Handling Health and Self-Care	Listening and Attention Understanding Speaking	
Specific Areas			
Literacy	Mathematics	Understanding the World	Expressive Arts And Design
Reading Writing	Numbers Shape, Space and Measure	People and Communities The World Technology	Exploring and Understanding Media and Materials Being Imaginative



Some daily activities

- Register
- Snack time
- Lunch
- Challenge Time
- Collective Worship
- Phonics – Bug Club
- Maths
- Handwriting – Kinetic Letters
- Story



Reading, Writing and Maths

- Make time to read as little as 10 minutes a day
- Let your child choose what they read.
- Bring stories to life: when you read stories out loud with your child, give characters different voices and mannerisms.
- Don't try and teach your child how to write before they come to school.
- Find opportunities to develop gross and fine motor skills.
- Spotting numbers in the environment.
- Use numbers in every day life.
- Find opportunities to count from 1-10.



Starting Reception



OTTERLY READY FOR SCHOOL

I can get dressed.

I can put on my coat and do it up.

I can put on my socks and shoes.

I can wipe my bottom after using the toilet.

I can wash and dry hands.

I can take turns and share



The definition: skills to practise before starting Reception:

New skills take time to learn. Practising at home will help your child move into school more easily and with confidence.

Listening and engaging

- Paying attention for short periods of time
- Listening to and following simple instructions
- Carrying on with a task even when it's difficult and bouncing back if things go wrong

Growing independence



Taking care of themselves

- Putting on/taking off their coat and shoes
- Using the toilet and washing their hands
- Getting dressed with little help, e.g. after using the toilet or doing PE
- Using cutlery (e.g. fork and spoon, chopsticks) and drinking from an open cup
- Spending time away from you, learning they can be looked after by caring adults

Healthy routines



- Going to bed around the same time each night, waking up in time to get ready for school
- Limiting screen time to the recommended daily amounts (see advice)
- Eating a healthy diet and trying new foods
- Brushing their teeth with fluoride toothpaste twice a day (you'll need to supervise this until they are at least 7)




Transition

- Every preschool/nursery is being visited now
- Stay and Play Sessions
 - ❖ 2 sessions when parents stay with child (craft, sing, story –join in with your child and play actively)
 - ❖ 1 session when the children stay and play and parents have coffee in the hall
 - ❖ 1 session to meet their Year 6 buddy and share a story



Our school is a mobile-free environment!



September

September Home Visits – Wednesday 2nd to Friday 4th
September

First day of school is Tuesday 8th September

SCOPay – download to pay for events and lunches, and for consent forms for trips

Start choosing meals with your children

Please ensure you let us know and complete the dietary requirements section in your registration pack so any allergies can be supported



September

- Arbor – download the app for online consent (eg photo consent), parents evening bookings, and updating information
- We will meet you on the playground outside the hall from 8.45-8.55am
- Home time is 3.30pm on the playground outside the hall

AT PICK UP TIME, PLEASE PICK A SPOT TO STAND IN





Safe and secure



Let the office or Year R staff know if someone different is collecting your child.

Be patient at home time until we get to know faces so we can release your child to you. We like it when you wave at us when your child is next in line.

If you are late or off sick, then please let the office know as soon as possible.

Safeguarding is number 1 priority – please do not be offended if you are challenged by staff or children when in school. If you are visiting the school (at any time and for any length of school), you must sign in at reception. Visitors are not allowed to enter the school via the classroom doors!



Safe and secure

If your contact details change, please let the office know so we can get hold of you.

We are duty bound to ensure children attend school – please help us by arranging appointments (and holidays) outside of school time.

If your home circumstances change, please share as much as you are comfortable sharing.



We take safeguarding very seriously!



Safe and secure - technology

Being safe online, and with technology, is taught throughout the school.

It is never too early to set expectations around the use of tech. Habits now can easily become problems later. Children ask for iPhones from a very early age!

We take safeguarding very seriously!





F.O.S.

Friends of Otterbourne School

F.O.S. do an amazing job bringing the fun and leading the fundraising for the school.


Annual events include:

- Discos
- May fayre
- Quiz Night
- “Shops” for key events



Get involved...
Look out for the
first meeting in
the Autumn
term.

F.O.S. support the school by purchasing additional resources.



The Holt

The Holt provides Extended Schools facility with wraparound care (before- and after-school support) for families. The Holt is open from 7:45am for breakfast and closes at 5:30pm.

The Holt offers:

- Fully qualified staff who work within the school and know the children
- Excellent facilities with a wide range of activities for all age groups
- On-site provision, which makes use of the spaces around the school
- Regular and flexible bookings
- An evening 'light tea' to help children manage to the end of their day



Childcare voucher payments are welcome. Please contact the school office if you would like more information or to make a booking.

What to bring on Day 1

- Spare school clothes in a carrier bag with the name visible
 - Socks
 - Knickers/Pants
 - T-shirt
 - Shorts
- Full water bottle –water only please and no glass bottles!
- Bookbag

**PLEASE LABEL
EVERYTHING!**

Please encourage children to carry everything themselves

What not to bring!

- A snack for breaktime...we will provide this
- Toys or cuddly toys
- Puddlesuits – we will ask for these later in the term
- PE kit – full PE lessons come later
- Rucksacks
- Oversized water bottles
- Stationery

Any questions?

