



# Year 1 Phonics Screening Check



twinkl

## What Is Phonics?

Children begin to learn phonics (sounds) in Early Years, both Nursery and Reception.

Once children begin learning sounds, they use this knowledge to read and spell words. Children can then see the purpose of learning sounds. For this reason, the first initial sounds that are taught are 's', 'a', 't', 'p', 'i', 'n'.

These can immediately be blended for reading to make simple CVC words (consonant, vowel, consonant) e.g. sat, pin. Children then develop segmenting for writing skills; breaking the word into sounds to spell it out.



## What Is The Phonics Screening Check?

Children in Year 1 throughout the country will all be taking part in a phonics screening check during the same week in June. Children in Year 2 will also take the check if they did not achieve the required result when in Year 1, or they have not taken the test before. Head teachers should decide whether it is appropriate for each of their pupils to take the phonics screening check.

The phonics screening check is designed to confirm whether individual children have learnt sufficient phonic decoding and blending skills to an appropriate standard.

## What Happens During The Test?



The test contains 40 words.

Each child will sit one to one and read each word aloud to a teacher.


The test will take approximately 10 minutes per child; although all children are different and will complete the check at their own pace.

The list of words the children read is a combination of 20 real words and 20 pseudo words (nonsense words).

## Pseudo Words (Nonsense Words)

The pseudo words will be shown to your child with a picture of an alien. This provides the children with a context for the pseudo word which is independent from any existing vocabulary they may have.

Pseudo words are included because they will be new to all pupils; they do not favour children with a good vocabulary knowledge or visual memory of words.



## Example Of The Check

Practice sheet: Real Words

beg

[twinkl.co.uk](https://www.twinkl.co.uk)

at

[twinkl.co.uk](https://www.twinkl.co.uk)

sum

[twinkl.co.uk](https://www.twinkl.co.uk)

in

[twinkl.co.uk](https://www.twinkl.co.uk)


[twinkl.co.uk](https://www.twinkl.co.uk)

## Example Of The Check

Practice sheet: Pseudo Words



Look out for the alien!



Watch out for children making it into a real word.

They must say what they see.

Section 1

besb



quab



barp



chell



thud

hang

coin

shell

The screen starts with Phase 2 and Phase 3 sounds

## Dots and Dashes

thud

hang

coin

shell

visit


fabric

trapeze

concrete

Section 2

plunt




flards



spran



splew



visit

fabric

trapeze

concrete

The words get progressively trickier, adding in Phase 5 sounds.

**Phase 5**

## Sound Mat

wh	ph	ay	a-e	eigh	ey	ei	ea	e-e	ie	ey	y	
ie	i-e	y	i	ow	o-e	o	oe	ew	ue	u-e	u	oul
aw	au	al	ir	ear	ou	oy	ere	eer	are	ear	ch	
c(e)	c(i)	c(y)	sc	st(l)	se	se	g(e)	g(i)	g(y)	dge	le	mb
kn	gn	wr	tch	c(ial)	c(ian)	ss(ion)	t(ion)	ch	ea	s(ion)	s(ure)	s(ual)
(w)a	o											

Pearson

© Pearson Education 2023

This is the Phase 5 sound mat.

Your children will be used to the pictures as they have seen them in the Bug Club lessons and also on display in their classroom.

Let's practise!

## Reporting To Parents

By the end of the Summer term all schools must report their child's results to parents.

They will also confirm if the child has met the standard threshold.

Children who do not achieve the expected level will retake the test when they are in Year 2.

*Please note that passing the phonics test does not mean your child is a fluent reader. Developing fluency comes next.*



## Threshold

- Schools are not made aware of the threshold until the phonics checks have been administered to avoid maladministration (cheating).

The threshold could be anywhere between 32-36. Previous years have been 32.

## How can you help at home?

- Reading the Bug Club books which come home - little and often works best!
- Read the real and alien words which will be coming home in your child's book bag. There will be new ones every week. Please check the reading folder.
- Go through the sounds on the sound mat which will be coming home in your child's book bag. Encourage them to link the sounds to the pictures as a visual reminder and to the actions they've learnt in class.
- Bug Club online includes games to play too.
- Phonics Play real and alien games

## How Can I Help My Child At Home?

- If your child is struggling to decode a word, help them by encouraging them to say each sound in the word from left to right.
- Blend the sounds by pointing to each letter, e.g. /c/ in cat, or the letter group, e.g. /ng/ in sing. Next move your finger under the whole word as you say it.
- Discuss the meaning of words if your child does not know what they have read.



