

Welcome to our Y3/4 Parent Reading Workshop

Our aims for today -

Look at what the research says about reading and its importance

Understand the importance of early reading and phonics

Understand the importance of fluency and how you can build this at home

Have a clear understanding of comprehension

Give hints and tips of how to get your child reading at home



The survey of 71,400 children and young people by the National Literacy Trust early in 2023 has revealed that **fewer than one in three children (28%) aged eight to 18 read daily for enjoyment.** While this remains the same as for 2022, the figure stood at 38% when the survey began in 2005, marking a 26% fall in those who read daily

Why is there a decline in reading for pleasure?

- ▶ Games and online distractions
- ▶ Rise in social media
- ▶ Find books boring
- ▶ Lack of time
- ▶ Not being read to from an early age by adults (at home and school)
- ▶ Seeing reading as a process for learning rather than a pleasure activity
 - ▶ **'Reading for pleasure' is being confused with 'literacy'** by many parents at home who commonly don't realise that the more it's pushed as a school subject, the less likely a child is to choose to do it. In the school environment, the national curriculum focuses on reading skills above reading pleasure. However, when pleasure drives reading, children achieve more.

Why is reading for pleasure vital?



Why Your Child Can't Skip Their 20 Minutes of Reading Tonight

James

Travis

reads 20 minutes per night,
5 times per week



reads only 4 minutes per night
...or not at all

In one week:


100
minutes of reading



20
minutes of reading

In one month:

400
minutes of reading



80
minutes of reading

In one school year (9 months):

3600
minutes of reading



720
minutes of reading

By the end of eighth grade:

28,800
minutes of reading



5760
minutes of reading

Which student would you expect to read better?
Which student would you expect to know more?
Which student would you expect to write better?
Which student would you expect to have a better vocabulary?
Which student would you expect to be more successful in school and life?
How do you think each student will feel about himself as a learner?



GREER GENIUS
BRILLIANT DESIGN & DEVELOPMENT

WHY READ 20 MINUTES AT HOME?

Student A Reads	Student B Reads	Student C Reads
❖ 20 minutes per day.	❖ 5 minutes per day.	❖ 1 minute per day
❖ 3,600 minutes per school year.	❖ 900 minutes per school year.	❖ 180 minutes per school year.
❖ 1,800,000 words per year.	❖ 282,000 words per year.	❖ 8,000 words per year.
❖ Scores in the 90 th percentile on standardized tests.	❖ Scores in the 50 th percentile on standardized tests.	❖ Scores in the 10 th percentile on standardized tests.

If they start reading for 20 minutes per night in Kindergarten, by the end of 6th grade, Student A will have read for the equivalent of 60 school days, Student B will have read for 12 school days, and Student C will have read for 3.

Benefits of reading for pleasure:

- There is a growing body of evidence which illustrates the importance of reading for pleasure for both educational purposes as well as personal development (cited in Clark and Rumbold, 2006).
- Evidence suggests that there is a positive relationship between reading frequency, reading enjoyment and attainment (Clark 2011; Clark and Douglas 2011).
- Reading enjoyment has been reported as more important for children's educational success than their family's socio-economic status (OECD, 2002).
- There is a positive link between positive attitudes towards reading and scoring well on reading assessments (Twist et al, 2007).
- Regularly reading stories or novels outside of school is associated with higher scores in reading assessments (PIRLS, 2006; PISA, 2009).
- International evidence supports these findings; US research reports that independent reading is the best predictor of reading achievement (Anderson, Wilson and Fielding, 1988).
- Evidence suggests that reading for pleasure is an activity that has emotional and social consequences (Clark and Rumbold, 2006).
- Other benefits to reading for pleasure include: text comprehension and grammar, positive reading attitudes, pleasure in reading in later life, increased general knowledge (Clark and Rumbold, 2006).

A growing number of studies show that promoting reading can have a major impact on children and adults and their future. Upon reviewing the research literature, Clark and Rumbold (2006) identify several main areas of the benefits to reading for pleasure:

- Reading attainment and writing ability;
- Text comprehension and grammar;
- Breadth of vocabulary;
- Positive reading attitudes;
- Greater self-confidence as a reader;
- Pleasure in reading in later life;
- General knowledge;
- A better understanding of other cultures;
- Community participation; and
- A greater insight into human nature and decision-making.

Transition from Year 2 to Year 3

Common Misconceptions -

“My child can read in their head now so I do not need to hear them read any more.”

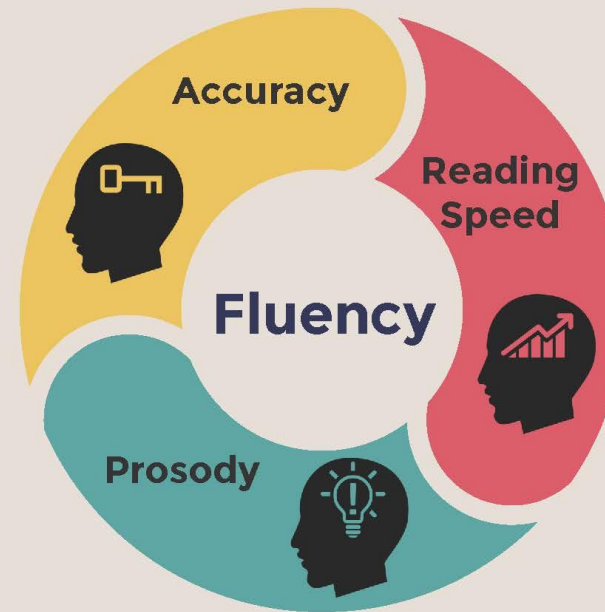
“My child is too old for a bedtime story now!”

What is fluency and why is it important?

- ▶ Fluent reading supports reading comprehension. When pupils read fluently, their cognitive resources can be redirected from focusing on decoding and onto comprehending the text. For this reason, fluency is sometimes described as a bridge from word recognition to comprehension.
- ▶ Basically, if the brain's processing power isn't being used up by working out how to read a word, it can concentrate on understanding and enjoying the text.

What is Fluency?

Oral reading fluency includes 3 parts.



Accuracy

Reading with few errors.

Reading Speed

The rate at which a student reads.

Prosody

The skill of reading aloud with proper intonation, phrasing, and expression.

Why should we focus on Fluency?

Fluency is not an end in itself but a critical gateway to comprehension. Fluent reading frees cognitive resources to process the meaning of what is being read.

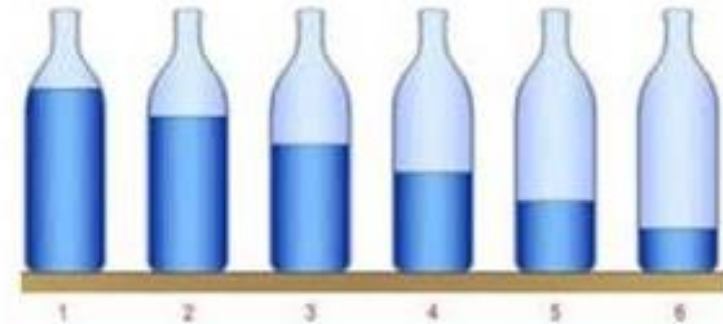
What is fluency and why is it important?

- ▶ For a child to be fluent, phonic knowledge is important.
- ▶ When a child is fluent, we can focus on understanding and comprehension.
- ▶ When comprehension is secure, the child will enjoy what they read.

- ▶ Secure phonics and fluency all reduce cognitive load.

The Comprehension Bottleneck

The liquid inside the bottle represents cognitive load required for decoding. Where there is too much decoding, there will be a bottleneck in comprehension.



FLUENCY RUBRIC

	1	2	3	4
Expression and Volume	Reads in a quiet voice as if to get words out. The reading does not sound natural like talking to a friend.	Reads in a quiet voice. The reading sounds natural in part of the text, but the reader does not always sound like they are talking to a friend.	Reads with volume and expression. However, sometimes the reader slips into expressionless reading and does not sound like they are talking to a friend.	Reads with varied volume and expression. The reader sounds like they are talking to a friend with their voice matching the interpretation of the passage.
Phrasing	Reads word-by-word in a monotone voice.	Reads in two or three word phrases, not adhering to punctuation, stress and intonation.	Reads with a mixture of run-ons, mid sentence pauses for breath, and some choppiness. There is reasonable stress and intonation.	Reads with good phrasing; adhering to punctuation, stress and intonation.
Smoothness	Frequently hesitates while reading, sounds out words, and repeats words or phrases. The reader makes multiple attempts to read the same passage.	Reads with extended pauses or hesitations. The reader has many “rough spots.”	Reads with occasional breaks in rhythm. The reader has difficulty with specific words and/or sentence structures.	Reads smoothly with some breaks, but self-corrects with difficult words and/ or sentence structures.
Pace	Reads slowly and laboriously.	Reads moderately slowly.	Reads fast and slow throughout reading.	Reads at a conversational pace throughout the reading.

Scores of 10 or more indicate that the student is making good progress in fluency.

Scores below 10 indicate that the student needs additional instruction in fluency.

Three ways you can help build fluency at home...

1. **Read and follow** - the adult reads the text and the child follows along with their finger. This helps the child with word recognition and models to them how they should read with fluency.
2. **My turn, your turn** - take turns reading a page or a paragraph. Here you are modelling how to read with fluency, flow and expression.
3. **Echo Reading** - as you read, the child copies. It is important here to pace yourself and read at a rate that your child can keep up with.

- ▶ Enjoy Reading
 - ▶ <https://www.youtube.com/watch?v=sgdOw8nTqYs>
 - ▶ Unknown words
 - ▶ <https://www.youtube.com/watch?v=JcbPso4rahQ>
 - ▶ Echo Reading
 - ▶ <https://www.youtube.com/watch?v=FOKk-cslALk>
 - ▶ Shared Reading
 - ▶ <https://www.youtube.com/watch?v=053vHHcNnQ0>
 - ▶ Choral Reading
 - ▶ <https://www.youtube.com/watch?v=bsSQclxLkNw>

Reading Books in Year 3/4

	Name	pink	red	yellow	blue	green	orange	turquoise	purple	gold	white	lime	Library lime	Library Platinum	Free reader
1															

Your child's Year 2 teacher will have communicated their colour book band. The book bands carry on until Platinum.

Library Lime	Short, simple chapter books with illustrations and words. A limited number of sentences per page/ short paragraph per page. For those getting a better grasp of reading.
Platinum	Chapter books with some illustrations, gradually getting longer in length (more than 50 pages). For improved readers who are beginning to read fluently.
No colour (free reader)	Longer chapter books without or with limited illustrations. For confident readers who can cope with a variety of tricky words and concepts.
T – Top of the school	Books with higher level concepts. Only suitable for children with a mature nature.

Reading Diary Page:

Here is a great example of a completed page:

Date	Title and Pages	TTRS – please tick	Spellings	Signature of parent
4/9/24	The Lion, The Witch and The Wardrobe pages 23 - 34	✓	✓	A. Parent
5/9/24	The Lion, The Witch and The Wardrobe, pages 35 - 46	✓	✓	A. Parent
6/9/24		✓	✓	A. Parent
7/9/24	Weekly News	✓	✓	A. Parent
8/9/24			✓	A. Parent
9/9/24	The Beano			A. Parent
10/9/24	The Lion, The Witch and The Wardrobe, pages 46 - 74	✓		A. Parent
Spelling List		Parent Communication – please use this space to communicate with the teacher regarding your child's reading, spellings or learning of their multiplication tables		
		<p><i>Great reading, especially with some tricky words, and excellent discussion - A. Parent</i></p> <p><i>_____ has now mastered their 3 times table and we are now working on their 4 times table.</i></p>		

Well done. You have earned 10 house points.

Whole Class Guided Reading



Clarify and respond

Discuss and respond authentically to our text
Teach vocabulary, knowledge and clarify understanding



Build fluency

Use oral fluency strategies and teacher modelling of prosody using our text
If using a longer text, sustained independent reading can be useful here, while the teacher supports the lowest 20% of readers



Introduce focus domain

Introduce our focus reading domain (possible modelling of a reading strategy)
Questions and discussion with a focus on this area of reading



Rich task

Pupils independently practise their learning from the previous session by completing a domain-linked task or further questions in this area

What is comprehension?

- ▶ This refers to the understanding of a text.
- ▶ There are cases of where children are able to read thanks to secure phonics knowledge and the ability to decode but do not understand what they have read.

COMPREHENSION SKILLS

DEFINITION

Comprehension skills are cognitive capabilities that allow individuals to process and understand written or spoken information. They encompass a range of abilities, from identifying main ideas and supporting details to making inferences and drawing conclusions. Mastery of these skills is essential for effective reading, listening, and overall communication.

EXAMPLES

- Summarizing
- Paraphrasing
- Drawing Conclusions
- Sequencing Events
- Ranking Information
- Recognizing Author Purpose
- Interpreting Figurative Language
- Identifying Cause and Effect

What you can do to help develop comprehension...

That's something lacking in a lot of modern-day families – just talking. It's almost a lost art form.

Ryan Kwanten

- Comprehension of the world will develop comprehension in reading...
- Ways you can develop comprehension -
 - Talking a lot at home... about everything
 - Develop cultural capital by going out (this does not have to cost money)
 - Reading together and discussing books together
 - Why do you like this book?
 - What do you think will happen next?
 - What do you think about this character?

Vocabulary -

Interpreting words in context and deciphering the meaning of words unknown based on the context they are written.

Mr Ali **loathes** wearing a tie as he finds it uncomfortable.

We may not know the meaning of the word 'loathe' here but based on the context and other evidence within the sentence, we can guess it means 'doesn't like'. How have I arrived at this conclusion?

Beowulf was **incensed** by Grendel's attack and vowed revenge.

We may not know the meaning of the word 'incensed' here but we can guess it means 'angered'. How have I arrived at this conclusion?

Inference: is an interpretation that goes beyond the literal information given and relies on the evidence within the text as well as background knowledge.

The police find a threatening letter addressed to the victim.

▶ We could **infer** that someone didn't like that person.

The bike lay on the floor next to her as she held her leg and cried.

▶ We could **infer** that the girl fell off her bike.

My stomach rumbled as the smell of dinner wafted from the kitchen.

▶ We could **infer** that this person is hungry.

Predict - what has or what will happen based on information stated or inferred (linked closely to inference). Again, background knowledge here is important.

Beowulf snatched his sword from the armoury and ran towards the mountains.

- What do predict Beowulf is going to do? What evidence have you used to make your prediction?

Mr Ali woke up with a terrible headache and severe cough. He picked up his mobile and began to dial.

- Who do you think Mr Ali is going to call? Why?

Predictions, like inferences are neither right or wrong, they may be strong (with secure evidence to back them up) or weak (with little or

Explain -

Identify/explain how information/narrative content is related and contributes to the meaning as a whole.

Identify/explain how meaning is enhanced through choice of words and phrases.

Make comparisons within the text.

Retrieve

- ▶ Retrieval of information is often the starting point for discussing a text. This means picking the exact (spelling and punctuation too) information out of the text that they have just read. E.g.
- ▶ What was the character's name?
- ▶ What did they eat for dinner?
- ▶ What colour was the car?
- ▶ What time did...

Summary -

- ▶ Summarise main ideas from more than one paragraph
 - ▶ What is the main point of the first paragraph?
 - ▶ What heading would be appropriate for this paragraph?

Questions you can ask at home...

Vocabulary

Find and explain the meaning of words in context

Example questions

- What do the words and suggest about the character, setting and mood?
- Which word tells you that....?
- Which keyword tells you about the character/setting/mood?
- Find one word in the text which means.....
- Find and highlight the word that is closest in meaning to.....
- Find a word or phrase which shows/suggests that.....

Infer

Make and justify inferences using evidence from the text.

Example questions

- Find and copy a group of words which show that...
- How do these words make the reader feel? How does this paragraph suggest this?
- How do the descriptions of show that they are
- How can you tell that.....
- What impression of do you get from these paragraphs?
- What voice might these characters use?
- What was thinking when.....
- Who is telling the story?

Predict

Predict what might happen from the details given and implied.

Example questions

- From the cover what do you think this text is going to be about?
- What is happening now? What happened before this? What will happen after?
- What does this paragraph suggest will happen next? What makes you think this?
- Do you think the choice of setting will influence how the plot develops?
- Do you think... will happen? Yes, no or maybe? Explain your answer using evidence from the text.

Explain

- Explain how content is related and contributes to the meaning as a whole.
- Explain how meaning is enhanced through choice of language.
- Explain the themes and patterns that develop across the text.
- Explain how information contributes to the overall experience.

Example questions

- Why is the text arranged in this way?
- What structures has the author used?
- What is the purpose of this text feature?
- Is the use of effective?
- The mood of the character changes throughout the text. Find and copy the phrases which show this.
- What is the author's point of view?
- What affect does have on the audience?
- How does the author engage the reader here?
- Which words and phrases did effectively?
- Which section was the most interesting/exciting part?
- How are these sections linked?

Retrieve

Retrieve and record information and identify key details from fiction and non-fiction.

Example questions

- How would you describe this story/text? What genre is it? How do you know?
- How did...?
- How often...?
- Who had...? Who is...? Who did....?
- What happened to...?
- What does.... do?
- How is
- What can you learn from from this section?
- Give one example of.....
- The story is told from whose perspective?

Summarise

Summarise the main ideas from more than one paragraph

Example questions

- Can you number these events 1-5 in the order that they happened?
- What happened after
- What was the first thing that happened in the story?
- Can you summarise in a sentence the opening/middle/end of the story?
- In what order do these chapter headings come in the story?

How to encourage independent reading at home

- ▶ Having books that the child owns
- ▶ Using the library to help build variety
- ▶ Exposing children to texts beyond novel. E.g. comics, magazines, non-fiction books
- ▶ Taking control of screens - reading first and then screentime
- ▶ **Show that you love reading... even if you have to fake it**
- ▶ Give children books that matter to them (BAME authors and characters, texts that excite them)
- ▶ Reward reading through extrinsic and intrinsic motivators

Strategies to improve independent reading

- Having access to resources and having books of their own has an impact on children's attainment. There is a positive relationship between the estimated number of books in the home and attainment (Clark 2011). Children who have books of their own enjoy reading more and read more frequently (Clark and Poulton 2011).
- An important factor in developing reading for pleasure is choice; choice and interest are highly related (Schraw et al, 1998; Clark and Phythian-Sence, 2008)
- Literacy-targeted rewards, such as books or book vouchers have been found to be more effective in developing reading motivation than rewards that are unrelated to the activity (Clark and Rumbold, 2006).
- Parents and the home environment are essential to the early teaching of reading and fostering a love of reading; children are more likely to continue to be readers in homes where books and reading are valued (Clark and Rumbold, 2006).
- Reading for pleasure is strongly influenced by relationships between teachers and children, and children and families (Cremin et al, 2009).



We as adults must try to demonstrate:

- a love of reading
- the purpose for reading
- excitement and enthusiasm for reading



A bedtime story

- ▶ A bedtime story doesn't require children to focus on the mechanics of learning to read, but on the enjoyment of the story and the idea of being transported to other worlds before drifting into dreams about them.'

1. It's good bonding time

2. It improves your child's reading skills

3. It sparks imagination

4. It creates conversation

5. Making a routine means you won't forget

6. It expands your child's vocabulary

7. It improves their emotional intelligence

8. It encourages independent reading

9. It improves mental wellbeing

10. It helps you (both) relax and unwind

11. It's good even for children who can read by themselves

Yes, it's tempting to ditch the bedtime story once your child is an independent reader, but there are many benefits in carrying it on, even though they can read by themselves.

'Once children learn to read, they need to stay engaged with books that interest them, and this can often be books that are slightly more advanced than their reading level,'

Visiting the Library

Reserve books you want for just 10p!

- ▶ Borrowbox app



Birthday Books

In order to develop reading culture within the school, we are bringing back birthday books.

The School Library Service (SLS) have created a list of new books that will enhance our library. These books have been added to a Wish List with LoveReading4Kids.

When it is your child's birthday, they can purchase one of the books from the list and bring it to the office. A special birthday slip will then be stuck in the front so that it can be presented to the school in celebration assembly and spread excitement about new books and authors.

The school can earn money on all purchases made in order to buy further new books.

<https://www.lovereadings4kids.co.uk/wishlists/71ea18c474d87aa37cc5e222c83287ca>



**This birthday book has
been donated by**

Handouts

- Top tips for hearing readers
- Developing comprehension



Welcome to Robin Class, Sparrow Class and Wren Class
Year 3 and 4

Welcome to Year 3/4 and our new classes.

The Year 3/4 teaching team consists of:

Robin Class: Miss Smith (Monday to Wednesday) & Mrs Harrison (Thursday and Friday)

Sparrow Class: Mrs Whitwham

Wren Class: Mr Gasson

The children will be supported by Mr Smith and Mrs Crocker who are all LSAs working across the year group.

On a Wednesday afternoon, the children will be taught by our PPA cover team:

Mrs Hearn (French), Mrs Morgan (music), Mrs Redford (PHSE)



Spellings



Newsletters



Reading List

Any questions?